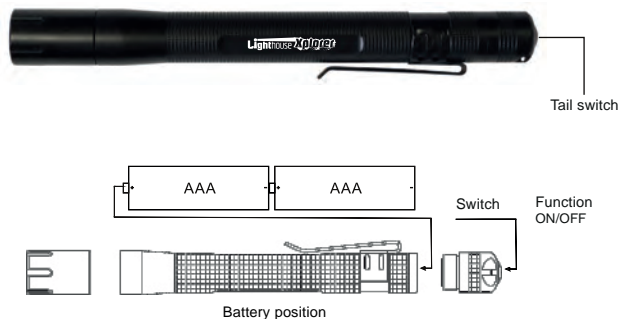


# Lighthouse Xplorer






Product code: L/H EXPLOR120

## Super Bright REBEL LED Torch 3 Watt REBEL LED 120 Lumens

The Lighthouse Xplorer range of torches are designed to the highest specification using the best materials to produce torches that are solid, durable, reliable and intended for rugged outdoor activities. Each torch provides a long lasting and powerful source of light and are ideal for use in both professional and leisure activities.



### Technical Parameters

Mode	100%
 Output	120 lumen
 Runtime	5h
 Beam distance	50m
 Impact resistant	1.5m
 Waterproof grade	IPX-6
Accessories	Wrist Strap, Pouch, Spare O-ring, 2 AAA Cell Alkaline Batteries

- REBEL LED with a lifespan of 100,000 hours
- Uses 2 AAA cell batteries (included)
- 147mm (L) x 14.7mm (Diameter) x 16mm (Head)
- Net weight 37g (excluding battery)
- Positive tailcap switch with momentary-on function
- Advanced focus system
- Manufactured from durable aircraft-grade aluminium
- Hard-anodized anti-abrasive finish

### Operating Instructions

The L/H EXPLOR120 light output functions are controlled from the switch in the tailcap of the torch in the following manner.

- 1) Depress the switch fully home until a click is heard and the switch is locked first activation will provide a 100% main beam output.
- 2) For momentary action depress the switch until the torch lights but do not depress fully home. Release the switch to turn the torch off.

### Focus Control:

The L/H EXPLOR120 features an advanced sliding focus system.

- 1) Slide the head of the torch forward to narrow the beam to a spot light
- 2) Slide the head of the torch backward to open the beam to a flood light

### Battery replacement:

Unscrew the tail cap and remove the exhausted batteries, insert new cells of the correct size observing the polarity of the batteries.

The positive pole of the battery should be inserted facing upward towards the head of the torch with the negative end facing the tailcap of the torch.

### Maintenance:

The Explorer torch requires very little maintenance other than the replacement of batteries as required. However to ensure that your torch always performs at its best we would recommend the following actions.

Always install high quality Alkaline batteries (Lighthouse product code: L/H BATAAA) If the torch is to be left or stored for a prolonged period of time remove the batteries, leaking batteries may result in serious damage to the torch that may render the torch inoperable and irreparable.

This torch is fitted with a waterproof 'O' ring seal in the tailcap, this should not need replacing for many years. If however the 'O' ring should become damaged or lost during a battery exchange it should be replaced immediately to maintain the torches waterproof performance. A spare 'O' ring is supplied with this product for your convenience.

If the torch performs intermittently it may be caused by the following:

- 1) Batteries reaching the end of their working life. Solution: Replace with new cells.
- 2) Conduction contact points of the torch may require cleaning. These are the thread of the tailcap and the centre contact in the head of the torch. Solution: Clean both contact points with an Alcohol based contact cleaner or a similar product.

Do not attempt to dismantle the sealed head of the torch as this will affect the integrity of the water proof seals and invalidate any warranty on this product.

### WARNING!

Do NOT look directly into the LED light.  
Do NOT shine the torch directly in the face of others.  
Do NOT allow children to use LED light unless under the supervision of an adult.

Lighthouse Torches,  
Long Reach,  
Galleon Boulevard,  
Crossways Business Park,  
Dartford,  
Kent DA2 6QE, UK

[www.lighthouse-torches.com](http://www.lighthouse-torches.com)