



Rechargeable Halogen Spotlight

(Product code: L/H HALSPOT)

IMPORTANT SAFETY PRECAUTIONS

- Use the 240v charging adaptor indoors in a dry location only. Exposure to damp or wet conditions could cause electrocution or damage to the adaptor.
- Do not use the charger in the vicinity of flammable liquids or materials.
- Place the unit in a well ventilated area during recharging.
- Make sure that the unit is turned off before recharging.
- The unit should not be used when it is being recharged, as this can cause damage to the battery.
- The red light only indicates that a charger is connected - it does not indicate the level of charge.
- Do not exceed the recommended charging time. There is a risk of damage to the unit if these directions are not carefully followed.
- Do not completely discharge the battery before recharging, as this will decrease the battery life.
- Never attempt to use the battery charger provided with other products.
- Never leave the unit in extremely high temperatures while recharging.
- It is advisable to use the spotlight periodically in order to maintain it in good condition, always recharge after use.
- Recharge the unit when not used for a period of 6 months or longer.
- Do not touch the bulb directly when replacing.


Replacement halogen bulb: L/H 10W G4

**Initial charging
15 - 18
hours**

**All subsequent
re-charging
6 hours**

HOW TO RECHARGE

socket for adaptor
(DC 7.5V 400mA)



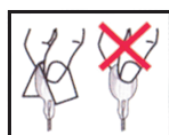
HOW TO REPLACE BATTERY

6V 4.5Ah
rechargeable
battery

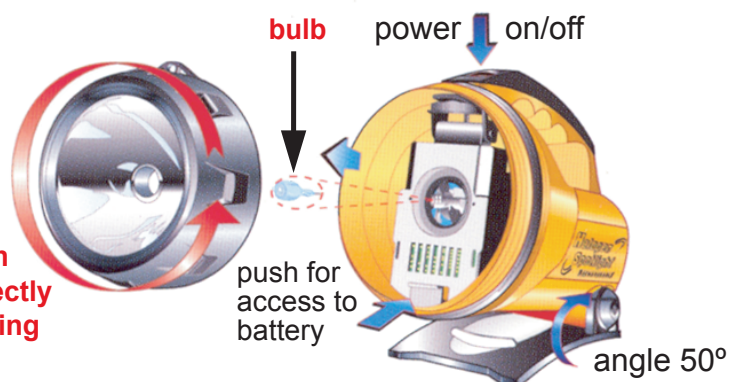


HOW TO REPLACE BULB

unscrew the cover
anti-clockwise and
lift it off



WARNING
Do not touch
the bulb directly
when replacing



PLEASE RETAIN THESE INSTRUCTIONS FOR FUTURE REFERENCE